

LCR Meter

6363 / 6364 / 6365 / 6366 / 6367

Features

- Test frequency DC, 10Hz-20k/100k/200k/500k/1MHz
- Basic accuracy up to $\pm 0.05\%$
- Low frequency 6565A (DC, 0.1Hz-200kHz) can measuring aluminum electrolytic capacitors
- Synchronous tests with four parameter settings
- Multi-step function up to 8 sets
- USB Host can storage testing screen and data
- Support RS-232, GPIB, Handler, LAN, USB Host interfaces
- Using in production line, quality assurance or incoming quality control or automated testing department
- PC connection data analysis software is available



Applications

Passive Components: Resistance, Capacitance, Inductance, Oscillators, Sensors, Delay Line, Filters, Resonators
 Acoustic components: Speaker voice coil, headphone voice coil

Specifications

Model Name	6363	6364	6365	6366	6367
Test Frequency	10Hz-20kHz	10Hz-100kHz	10Hz-200kHz	10Hz-500kHz	10Hz-1MHz
Model Name	—	—	6365A	—	—
Test Frequency	—	—	0.1Hz-200kHz	—	—
Points of Test Frequency	programmable				
Frequency Resolution	5 Digits				
Frequency Output Accuracy	$\pm 0.01\%$				
Basic Accuracy	$\pm 0.05\%$				
AC Drive Level	10mV to 2Vrms (1m Vrms resolution)				
DC Drive Level	10mV to 2V (1mV resolution)				
Output Impedance	100Ω				
Measurement Parameters and Ranges	Z , R, X	0.001mΩ-99.999MΩ			
	Y , G, B	0.1nS-99.999S			
	Cs Cp	0.01pF-9.9999F			
	Ls Lp	0.1nH-99.999kH			
	D	0.00001-9.9999			
	Q	0.1-9999.9			
	DCR	0.001mΩ-99.999MΩ			
	Δ%	-9999%-999%			
	θ	-180° +180°			
AC / DC Test Speed (Max.)	8mS				

Accessories / Fixtures

- | | |
|--------------------|--------------------|
| Standard | Optional |
| - Power Cord | - PC Link Software |
| - User Manual (CD) | - F423503 |
| - F423906A | - F423903 |
| | - F423905 |

General

Measured Value Detection Mode	Define upper and lower thresholds according to main and sub parameters
Measurement Circuit	Series/Parallel
Test Mode	Meter mode, Multi-step test mode
Test Range	Automatic, Lock
Indicator	Pass, Fail
Correction	Open Circuit/Short Circuit
Built-in Storage	LCR Meter testing files 128 sets, list mode 8 sets
USB Host Storage	Testing screen and data
Trigger Test	Auto, Manual, RS-232, GPIB, Handler
Interface	USB Host, RS-232, GPIB, Handler, LAN
Power Supply	Voltage 98-132Vac or 195-264Vac (selectable) Frequency 47-63Hz
Display	800*480 Color Screen, 7" TFT
Environment	Temperature: 10°C to 40°C, Humidity : 20-90%RH
Dimension (W*H*D)	358x148x343mm
Weight	3kg

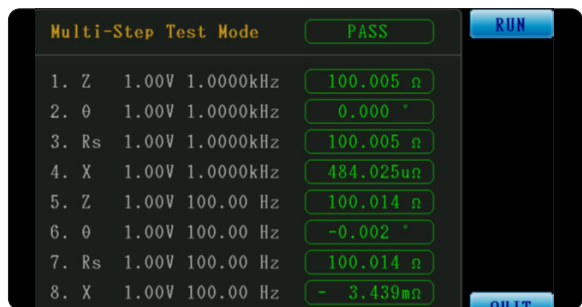
Key Features

A Four Parameters Displayed



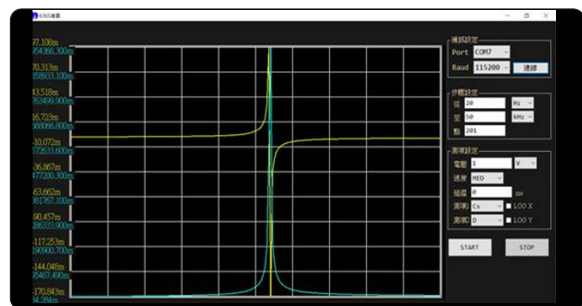
7.0" TFT, 800x480 color screen, and four parameters can be displayed simultaneously.

B Multi-Step Test Mode



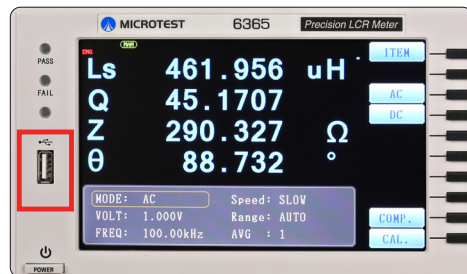
Multi-step function up to 8 sets.

C PC Link Software Sweeping Analysis (option)



Connect 636x series RS-232, GPIB or Handler to computer and use sweeping analysis.

D USB Storage Testing Screen and Data



USB Host can store testing screen and data.

E Measuring Inductance



6365 test frequency 10Hz-200kHz, the key parameters for inductance are Ls/Q/theta/Rs.

F Measuring Capacitance



6364 test frequency 10Hz-100kHz, the key parameters for capacitance are Cp/D/theta/Rs.